



Summary of the Companion Card Application Form

A Summary in Easy English with Pictures

November 2003



Contents

What is this Booklet about?	3
What is the Companion Card?	3
The Application Form	4
Things you need to do	5
Then what happens?.....	7
Help in filling in the Application Form	8

PCS symbols used with permission of Mayer-Johnson, Inc.
(www.mayer-johnson.com). All rights reserved worldwide.

© State of Victoria, Department of Human Services, 2003.

This publication is copyright. No part may be reproduced by any process except in accordance with the provisions of the Copyright Act 1968.

Authorised by the State Government of Victoria, 555 Collins St, Melbourne.

Summary of the Companion Card Application Form—A Summary in Easy English with Pictures

Published by Community and Individual Support, Disability Services Division, Victorian Government Department of Human Services, Melbourne, November 2003

What is this Booklet about?



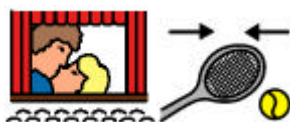
This booklet is a summary that helps you fill out the Application Form to get a Companion Card.

Filling in the Application Form, doesn't mean you will get a Companion Card, but if you do, the Card will be yours.

What is the Companion Card?



The Companion Card is a small card that looks like this.



It can be used if you are unable to go to places like the movies, the tennis or the footy, without the help of another person (such as a friend or companion).



When you pay for your ticket (at the movies or footy), you show your Companion Card so your friend or companion does not have to pay.



To get a Companion Card you need to fill in the Application Form.

The Application Form

The Application Form asks some questions about you, such as:



what is your name?



where do you live?



when is your birthday?

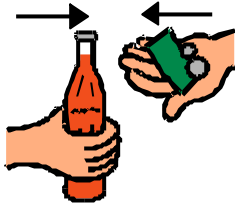


what type of disability you have?




and when you go out in the community, do you need a friend or companion to help you?

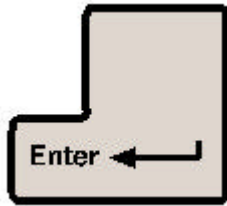
The Application Form also asks if you need help with:



Communicating, such as buying tickets or a drink or finding your seat.



Learning, planning or thinking, such as dealing with money or telling the time.




Mobility, such as going in and out of buildings.




Self care, such as showering, using the toilet or dressing.

Things you need to do



At the back of the Application Form, you will need to sign your name.



If you can't sign your name, you can get your parent or guardian to sign for you.



Someone else will also need to sign the Application Form, to let us know that the information you have provided about your disability is true.

This person could be someone like a:




Doctor,



Nurse,



Physiotherapist,



Speech Therapist,

or your Support Provider.



You will also need to send us two photographs of yourself.



On the back of both photo's, the other person (such as the doctor or nurse or support provider) who signed the Application Form will need to write your name and sign their name.

Then what happens?



You will need to send the Application Form with your two signed photographs to:

Companion Card Applications
Locked Bag 3014
HAWTHORN VIC 3122

Once we get your application, we will let you know if you will get a Companion Card.

Help in filling in the Application Form



If you need help in filling out the application form you can



call this number: 1800 650 611

If you are Deaf, or have a communication impairment, you can call us on the TTY (telephone typewriter) on 1800 898 888 (Freecall)

Remember that the information that you write down in the Application Form will only be used for Companion Card and will not be given to anyone else.